



Republic of the Philippines
Bangsamoro Autonomous Region in Muslim Mindanao
BANGSAMORO PLANNING AND DEVELOPMENT AUTHORITY

BARMM Compound, Cotabato City
Tel. No.: (064) 557-2795 / (064) 557-2797
E-mail Add: rpdo@bangsamoro.gov.ph



August 5, 2022

MINISTRY OF FINANCE, AND
BUDGET AND MANAGEMENT-BARMM

ATTY. UBAIDA C. PACASEM, CPA
Minister – MFBM
Bangsamoro Autonomous Region in Muslim Mindanao
ORG Complex, Cotabato City

RECEIVED

BY: [Signature] DATE: 8/5/22 TIME: 4:10

Sir:

We are pleased to submit to your office our Budget and Financial Accountability Reports (BFARs) as of June 30, 2022 as follows:

1. Statement of Appropriation, Allotment, Obligation, Disbursement and Balances (SAAODB) FAR No. 1;
2. Summary of Appropriations, Allotments, Obligations, Disbursements and Balances by Object of Expenditures (SAAODBOE) - FAR NO. 1-A
3. List of Allotments and Sub-Allotments (LASA) - FAR No. 1-B
4. Statement of Approved Budget, Utilizations, Disbursements and Balances (SABUDB) - FAR No. 2
5. Summary of Approved Budget, Utilizations, Disbursements and Balances by Object of Expenditures (SABUDBOE) - FAR No. 2-A
6. Aging of Due and Demandable Obligations (ADDO) - FAR No. 3
7. Monthly Report of Disbursements (April, May and June) - FAR No. 4

We hope you find these document in order.

Thank you and Mabuhay!

Very truly yours,


ENGR. MOHAJIRIN T. ALI
Bangsamoro Director General

(50) 17
Bangsamoro Planning & Development Authority
B A R M M
RELEASED
By: **EDSRAFIL M. ALIM**
Date: AUG 05 2022 / 9:41 PM

STATEMENT OF APPROPRIATIONS, ALLOTMENTS, OBLIGATIONS, DISBURSEMENTS AND BALANCES BY OBJECT OF EXPENDITURES
As of June 30, 2022

Ministry/Agency
Organization Code (UAO)
Fund Cluster

2022 Current Year Appropriation

Table with columns: PARTICULARS, UAO CODE, Appropriations, Allotments, Obligations, Disbursements, BALANCES. Includes sub-sections like AGENCY SPECIFIC BUDGET, General and Management Support, Support to Constituents, and Support to the BECC and Exec Com Meetings.

STATEMENT OF APPROPRIATIONS, ALLOTMENTS, OBLIGATIONS, DISBURSEMENTS AND BALANCES BY OBJECT OF EXPENDITURES As of June 30, 2002

2002 Current Year Appropriations





Ministry/Agency
Organisation Code (UACS)
Fund Cluster

Table with columns for Particulars, UACS Code, Appropriations, Allotments, Obligations, Disbursements, and Balances. Includes rows for 1.2 Support Services to the General and Special Committees Meetings, 1.3 Sub-Committee, Councils, Inter-Agency Bodies, etc., and various sub-items like Traveling Expenses, Professional Fees, etc.

STATEMENT OF APPROPRIATIONS, ALLOTMENTS, OBLIGATIONS, DISBURSEMENTS AND BALANCES BY OBJECT OF EXPENDITURES
As of June 30, 2022

2022 Current Year Appropriations

Ministry/Agency
Organization Code (OACS)
Fund Cluster

PARTICULARS	OACS CODE	Appropriations			Allotments				Obligations				Disbursements				BALANCES							
		Authorized Appropriations	Adjustments (Transfer To/From, Modifications/ Augmentations)	Adjusted Appropriations	Allotments Received	Adjustments (Reductions, Modifications/ Augmentations)	Transfer To	Transfer From	Adjusted Allotments	1st Quarter Ending March 31	2nd Quarter Ending June 30	3rd Quarter Ending Sept. 30	4th Quarter Ending Dec. 31	Total	1st Quarter Ending March 31	2nd Quarter Ending June 30	3rd Quarter Ending Sept. 30	4th Quarter Ending Dec. 31	Total	Unreleased Appropriations	Unobligated Allotments	Unpaid Obligations (15-20) + (21+22)	Due and Demandable	Not Yet Due and Demandable
1	2	3	4	5=(3+4)	6	7	8	9	10=(8+7+6+9)	11	12	13	14	15=(11+12+13+14)	16	17	18	19	20=(16+17+18+19)	21=(5-4)	22=(15-16)	23	24	
I. RFPs received and evaluated																								
MOOE																								
Involves Expenses		7,015,000.00		3,015,000.00	3,015,000.00				3,015,000.00	887,152.00	644,055.00			1,531,207.00	887,152.00	814,055.00			1,701,207.00					
Rent/Lease Expenses		541,000.00		541,000.00	541,000.00				541,000.00	132,000.00	120,375.04			252,375.04	132,000.00	125,000.00			257,000.00					
II. Special Purpose Fund (Please specify)																								
Person and Social Fund (Personnel Benefits)																								
PF		52,443,061.04	-	52,443,061.04	52,443,061.04	-	-	-	52,443,061.04	10,533,529.91	14,110,770.00			24,644,299.91	10,533,529.91	14,110,770.00			24,644,299.91					
MOOE		43,944,334.99	-	43,944,334.99	43,944,334.99	-	-	-	43,944,334.99	9,711,491.00	10,017,237.25			19,728,728.25	9,711,491.00	9,820,559.73			19,532,050.73					
CO		1,762,965.50	-	1,762,965.50	1,762,965.50	-	-	-	1,762,965.50															
GRAND TOTAL																								
Certified Correct:    																								

**List of Allotments
As of June 30, 2022**

FAR No. 1-B


Ministry/Office : BANGSAMORO PLANNING AND DEVELOPMENT AUTHORITY
Organization Code (UACS) : 19

2021 Appropriations
 2022 Appropriations

No.	Allotments		Funding Source		Total Allotments			
	Number	Date	Description	UACS Code	PS	MOOE	CO	Total
1	2	3	4	5	6	7	8	9
A. Allotments received from MFBM								
1	Comprehensive Release - GAABAO	01/24/2022	GAAB 2022		3,503,860.00	3,966,023.50		7,469,883.50
2	Comprehensive Release - GAABAO	02/04/2022	GAAB 2022			2,818,530.00		2,818,530.00
3	Comprehensive Release - GAABAO	02/16/2022	GAAB 2022		3,503,860.00			3,503,860.00
4	Comprehensive Release - GAABAO	02/22/2022	GAAB 2022		3,503,860.00	2,961,530.00		6,465,390.00
5	Comprehensive Release - GAABAO	03/14/2022	GAAB 2022		282,776.88			282,776.88
6	Comprehensive Release - GAABAO	04/01/2022	GAAB 2022		3,964,679.20	4,066,023.50		8,030,702.70
7	Comprehensive Release - GAABAO	05/05/2022	GAAB 2022		6,556,990.20	2,818,530.00		9,375,520.20
8	Comprehensive Release - GAABAO	06/02/2022	GAAB 2022		3,616,679.20	2,986,530.00		6,603,209.20
9	Comprehensive Release - GAABAO	06/21/2022	GAAB 2022		156,940.48			156,940.48
10								
11								
12								
13								
14								
15								
16								
17								
18								
19								
20								
	Sub-total				25,089,645.96	19,617,167.00	-	44,706,812.96
	Total Allotments				25,089,645.96	19,617,167.00	-	44,706,812.96

Summary by Funding Source Code:			
Ministry Specific			
Regular Fund			

Certified Correct:


MIA AYEZZA
 OC-Budget Office


STATEMENT OF /ED BUDGET, UTILIZATIONS, DISBURSEMENTS AND BALANCES
As of June 30, 2022

Ministry/Agency : BANGSAMORO PLANNING AND DEVELOPMENT AUTHORITY
Organization Code (UACS) : 19
Fund Cluster :

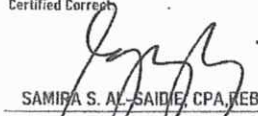
PARTICULARS	UACS CODE	Approved Budget			Utilization					Disbursements					Balances		
		Approved Budgeted Revenue	Adjustments (To)/From, Modifications/ Augmentation)	Adjusted Budgeted Revenue	1st Qtr Ending March 31	2nd Qtr Ending June 30	3rd Qtr Ending Sept. 30	4th Qtr Ending Dec. 31	Total	1st Qtr Ending March 31	2nd Qtr Ending June 30	3rd Qtr Ending Sept. 30	4th Qtr Ending Dec. 31	Total	Unutilized Budget	Unpaid Utilizations (15)-(17+18)	
																Due and Demandable/ Accounts Payable	Not Yet due and Demandable
1	2	3	4	5=3+(-)4	7=(3+4+5+6)	8	9	10	10=(6+7+8+9)	11	12	13	14	15=(11+12+13+14)	16=(5-10)	17	18
I. AGENCY SPECIFIC BUDGET																	
Personal Services																	
Salaries & Wages																	
Salaries & Wages - Regular																	
Other Compensation																	
Personnel Economic Relief Allowance (PERA)																	
Representation Allowance																	
Transportation Allowance																	
Clothing and Uniform Allowance																	
Mid Year Bonus																	
Year End Bonus																	
Cash Gift																	
Productivity Enhancement Incentives																	
Other Benefits																	
Retirement and Life Insurance Premiums																	
PAG IBIG Contributions																	
PhilHealth Contributions																	
Employees Compensations Insurance Premiums																	
Maintenance & Other Operating Expenses																	
Travelling Expenses																	
Training and Scholarship Expense																	
Supplies and Material Expenses																	
Utility Expenses																	
Communication Expenses																	
Awards/Rewards and Prizes																	
Survey, Research, Exploration and Development Expenses																	
Extraordinary and Miscellaneous Expenses																	
Professional Services																	
Repairs and Maintenance																	
Taxes, Insurance Premiums and Other Fees																	
Other Maintenance and Operating Expenses																	
Advertising Expenses																	
Printing and Publication Expenses																	
Representation Expenses																	
Transportation and Delivery Expenses																	
Rent/Lease Expenses																	
Membership Dues and Contributions to Organization																	
Subscription Expenses																	
Other Maintenance and Operating Expenses																	
Capital Outlay																	
Property, Plant and Equipment Outlay																	
Machinery and Equipment Outlay																	
Furniture, Fixture and Books Outlay																	
Transportation Equipment Outlay																	
GRAND TOTAL																	

NOT APPLICABLE


Certified Correct:


MIA WEZZAL, CPA, REB
DIC Budget Officer
Date: August 4, 2022

Certified Correct:



SAMIRA S. AL-SAIDIE, CPA, REB
Accountant III
Date: August 4, 2022

Approved By:



ENGR. MOHA MIRIN T. ALI, MNSA
Bangsamoro Director General
Date: August 4, 2022

Total				0.00	0.00	0.00	0.00	0.00	0.00	0.00	
GRAND TOTAL											
Total Current Year Appropriations											
Total Prior Year's Appropriations											


Certified Correct:


 MIA-A YEZZA C. ACEAR
 OIC, Budget Officer
 Date: August 4, 2022

Certified Correct:


 SAMIRA S. AL-SAIDIE, CPA, REB
 Accountant III
 Date: August 4, 2022

Approved by:



 ENGR. MOH JIRIN T. ALI, MNSA
 Bangsamoro Director General
 Date: April 29, 2022

MONTHLY REPORT OF DISBURSEMENT
For the month of APRIL 2022

Ministry : BANGSAMORO PLANNING AND DEVELOPMENT AUTHORITY
 Organization Code (UACS) : 19
 Fund Cluster : 01-Regular Agency Fund

PARTICULARS	Current Year Budget					Prior Year's Budget										Trust Liabilities					Grand Total					Remarks	
	PS	MOOE	FinEx	CO	TOTAL	Prior Year's Accounts Payable					Current Year's Accounts Payable					TOTAL	SUB-TOTAL	PS	MOOE	CO	TOTAL	PS	MOOE	FinEx	CO		TOTAL
						PS	MOOE	FinEx	CO	Sub-Total	PS	MOOE	FinEx	CO	Sub-Total												
CASH DISBURSEMENT	2	3	4	5	6=(2+3+4+5)	7	8	9	10	11=(7+8+9+10)	12	13	14	15	16=(12+13+14+15)	17	18	19	20	21	22	23	24	25	26	27	28
Notice of Cash Allocation (NCA)	-	-	-	-	-	-	-	-	-	-	-	-	-	-	-	-	-	-	-	-	-	-	-	-	-	-	-
MDS Checks Issued	3,792,000.00	2,604,810.72	-	-	6,397,800.00	-	-	-	-	-	-	-	-	-	-	-	-	-	-	-	-	-	-	-	-	-	-
Advice to Debit Account	-	-	-	-	-	-	-	-	-	-	-	-	-	-	-	-	-	-	-	-	-	-	-	-	-	-	-
Notice of Transfer Allocation (NTA)	-	-	-	-	-	-	-	-	-	-	-	-	-	-	-	-	-	-	-	-	-	-	-	-	-	-	-
MDS Checks Issued	-	-	-	-	-	-	-	-	-	-	-	-	-	-	-	-	-	-	-	-	-	-	-	-	-	-	-
Advice to Debit Account	-	-	-	-	-	-	-	-	-	-	-	-	-	-	-	-	-	-	-	-	-	-	-	-	-	-	-
Working Fund For PAFs	-	-	-	-	-	-	-	-	-	-	-	-	-	-	-	-	-	-	-	-	-	-	-	-	-	-	-
Cash Disbursement Order (CDC)	-	-	-	-	-	-	-	-	-	-	-	-	-	-	-	-	-	-	-	-	-	-	-	-	-	-	-
TOTAL CASH DISBURSEMENTS	3,792,000.00	2,604,810.72			6,397,800.00											6,397,800.00											
NON CASH DISBURSEMENTS																											
Tax Remittance Advice Issued (TRA)	-	-	-	-	-	-	-	-	-	-	-	-	-	-	-	-	-	-	-	-	-	-	-	-	-	-	-
Non-Cash Availment Authority (NCAA)	-	-	-	-	-	-	-	-	-	-	-	-	-	-	-	-	-	-	-	-	-	-	-	-	-	-	-
Disbursement effected through outright deductions from claims	-	-	-	-	-	-	-	-	-	-	-	-	-	-	-	-	-	-	-	-	-	-	-	-	-	-	-
Others	-	-	-	-	-	-	-	-	-	-	-	-	-	-	-	-	-	-	-	-	-	-	-	-	-	-	-
TOTAL NON-CASH DISBURSEMENTS																											
GRAND TOTAL	3,792,000.00	2,604,810.72			6,397,800.00											6,397,800.00											

SUMMARY	Disbursement Authorities			Total Disbursements		
	Previous Report	This month	As at Date	Previous Report	This month	As at Date
Total Disbursement Authorities Received						
NCA	20,540,440.00	8,030,702.70	28,571,143.00	20,540,440.00	8,030,702.70	28,571,143.00
NTA	-	-	-	-	-	-
Working Fund	-	-	-	-	-	-
TRA	-	-	-	-	-	-
CDC	-	-	-	-	-	-
NCAA	-	-	-	-	-	-
Less: Notice of Transfer of Allocation (NTA) *Issued	-	-	-	-	-	-
Total Disbursement Authorities Available	20,540,440.00	8,030,702.70	28,571,143.00	20,540,440.00	8,030,702.70	28,571,143.00
Less:						
Lapsed NCA Disbursements*	-	-	-	-	-	-
Less: Other Non-Cash Disbursements	20,283,284.49	6,397,800.00	26,681,004.57	20,283,284.49	6,397,800.00	26,681,004.57
Others	-	-	-	-	-	-
Add/Less: Adjustments	-	-	-	-	-	-
Balance of Disbursement Authorities as at date	257,235.89	51,727.44	1,890,138.51	(Over)/Under spending	257,235.89	1,890,138.51

Certified Correct: 
 SAMIRA S. AL-SAIDIE
 Accountant III
 Date: August 4, 2022


 ENGR. M. J. T. ALI, MNSA
 Bangsamoro Inspector General
 Date: August 4, 2022


MONTHLY REPORT OF DISBURGMENT
For the month of May 2022

Ministry : BANGSAMORO PLANNING AND DEVELOPMENT AUTHORITY
Organization Code (OJACS) : 19
Fund Cluster : 01-Regular Agency Fund


PARTICULARS	Current Year Budget					Prior Year's Budget										Trust Liabilities				Grand Total					Remarks		
	PS	MOOE	FinEx	CO	TOTAL	Prior Year's Accounts Payable					Current Year's Accounts Payable					TOTAL	SUB-TOTAL	PS	MOOE	CO	TOTAL	PS	MOOE	FinEx		CO	TOTAL
						PS	MOOE	FinEx	CO	Sub-Total	PS	MOOE	FinEx	CO	Sub-Total												
CASH DISBURSEMENT	2	3	4	5	6=(2+3+4+5)	7	8	9	10	11=(7+8+9+10)	12	13	14	15	16=(12+13+14+15)	17=(11+16)	18=(6+17)	19	20	22=(19+20+21)	23	24	25	26	27=(23+24+25+26)	28	
Notice of Cash Allocation (NCA)																											Unable to fully conduct activities because of restrictions caused by COVID 19 pandemic
MDS Checks Issued	6,336,660.32	3,333,174.82	-	-	9,670,035.14	-	-	-	-	-	-	-	-	-	-	9,670,035.14	-	-	-	-	-	-	-	-	-		
Advice to Debit Account	-	-	-	-	-	-	-	-	-	-	-	-	-	-	-	-	-	-	-	-	-	-	-	-	-		
Notice of Transfer Allocation (NTA)	-	-	-	-	-	-	-	-	-	-	-	-	-	-	-	-	-	-	-	-	-	-	-	-	-		
MDS Checks Issued	-	-	-	-	-	-	-	-	-	-	-	-	-	-	-	-	-	-	-	-	-	-	-	-	-		
Advice to Debit Account	-	-	-	-	-	-	-	-	-	-	-	-	-	-	-	-	-	-	-	-	-	-	-	-	-		
Working Fund For FAPs	-	-	-	-	-	-	-	-	-	-	-	-	-	-	-	-	-	-	-	-	-	-	-	-	-		
Cash Disbursement Ceiling (CDC)	-	-	-	-	-	-	-	-	-	-	-	-	-	-	-	-	-	-	-	-	-	-	-	-	-		
TOTAL CASH DISBURSEMENTS	6,336,660.32	3,333,174.82	-	-	9,670,035.14	-	-	-	-	-	-	-	-	-	9,670,035.14	9,670,035.14	-	-	-	-	-	-	-	-	-		
NON CASH DISBURSEMENTS																											
Tax Remittance Advice Issued (TRA)	-	-	-	-	-	-	-	-	-	-	-	-	-	-	-	-	-	-	-	-	-	-	-	-	-		
Non-Cash Availment Authority (NCAA)	-	-	-	-	-	-	-	-	-	-	-	-	-	-	-	-	-	-	-	-	-	-	-	-	-		
Disbursement effected through outright deductions from claims	-	-	-	-	-	-	-	-	-	-	-	-	-	-	-	-	-	-	-	-	-	-	-	-	-		
Others	-	-	-	-	-	-	-	-	-	-	-	-	-	-	-	-	-	-	-	-	-	-	-	-	-		
TOTAL NON-CASH DISBURSEMENTS	-	-	-	-	-	-	-	-	-	-	-	-	-	-	-	-	-	-	-	-	-	-	-	-	-		
GRAND TOTAL	6,336,660.32	3,333,174.82	-	-	9,670,035.14	-	-	-	-	-	-	-	-	-	9,670,035.14	9,670,035.14	-	-	-	-	-	-	-	-	-		

SUMMARY	Previous Report	This month	As at Date	Previous Report	This month	As at Date
Total Disbursement Authorities Received						
NCA	28,571,143.08	9,375,520.20	37,946,663.28	28,571,143.08	9,375,520.20	37,946,663.28
NTA	-	-	-	-	-	-
Working Fund	-	-	-	-	-	-
TRA	-	-	-	-	-	-
CDC	-	-	-	-	-	-
NCAA	-	-	-	-	-	-
Less: Notice of Transfer of Allocation (NTA) *Issued	-	-	-	-	-	-
Total Disbursement Authorities Available	28,571,143.08	9,375,520.20	37,946,663.28	28,571,143.08	9,375,520.20	37,946,663.28
Less:						
Lapsed NCA Disbursements**	26,631,004.57	9,670,035.14	36,351,039.71	26,631,004.57	9,670,035.14	36,351,039.71
Less: Other Non-Cash Disbursements	-	-	-	-	-	-
Others	-	-	-	-	-	-
Add/Less: Adjustments	-	-	-	-	-	-
Balance of Disbursement Authorities as at date	1,940,138.51	51,727.44	1,995,623.57	1,940,138.51	51,727.44	1,995,623.57

	Previous Report	This month	As at Date
Total Disbursements Prox	28,571,143.08	9,375,520.20	37,946,663.28
Less: * Actual Disburse	26,631,004.57	9,670,035.14	36,351,039.71
(Over)/Under spending	1,940,138.51	(294,514.94)	1,995,623.57

Certified Correct: 

SAMIRA S. AL-SAIDI CPA, REB
Accountant III
Date: August 4, 2022

Approved By: 


ENGR. MOHAMRIN T. ALI, RNSA
Bangsamoro Director General
Date: August 4, 2022


MONTHLY REPORT OF DISBURSEMENT
For the month of June 2022

Ministry : **BANGSAMORO PLANNING AND DEVELOPMENT AUTHORITY**
 Organization Code (UACS) : **19**
 Fund Cluster : **91-Regular Agency Fund**

PARTICULARS	Current Year Budget					Prior Year's Budget										Trust Liabilities				Grand Total					Remarks			
	PS	MOOE	FinEx	CO	TOTAL	Prior Year's Accounts Payable					Current Year's Accounts Payable					TOTAL	SUB-TOTAL	PS	MOOE	CO	TOTAL	PS	MOOE	FinEx		CO	TOTAL	
						PS	MOOE	FinEx	CO	Sub-Total	PS	MOOE	FinEx	CO	Sub-Total													
1	2	3	4	5	6=(2+3+4+5)	7	8	9	10	11=(7+8+9+10)	12	13	14	15	16=(12+13+14+15)	17=(11+16)	18=(5+17)	19	20	21	22=(19+20+21)	23	24	25	26	27=(23+24+25)	28	
CASH DISBURSEMENT																												
Notice of Cash Allocation (NCA)																												
MDS Checks Issued	3,959,879.73	4,003,216.08	-	-	7,959,894.81	-	-	-	-	-	-	-	-	-	-	-	7,959,894.81	-	-	-	-	-	-	-	-	-	-	
Advice to Debit Account	-	-	-	-	-	-	-	-	-	-	-	-	-	-	-	-	-	-	-	-	-	-	-	-	-	-	-	
Notice of Transfer Allocation (NTA)	-	-	-	-	-	-	-	-	-	-	-	-	-	-	-	-	-	-	-	-	-	-	-	-	-	-	-	
MDS Checks Issued	-	-	-	-	-	-	-	-	-	-	-	-	-	-	-	-	-	-	-	-	-	-	-	-	-	-	-	
Advice to Debit Account	-	-	-	-	-	-	-	-	-	-	-	-	-	-	-	-	-	-	-	-	-	-	-	-	-	-	-	
Working Fund For PAFs	-	-	-	-	-	-	-	-	-	-	-	-	-	-	-	-	-	-	-	-	-	-	-	-	-	-	-	
Cash Disbursement Ceiling (CDC)	-	-	-	-	-	-	-	-	-	-	-	-	-	-	-	-	-	-	-	-	-	-	-	-	-	-	-	
TOTAL CASH DISBURSEMENTS	3,959,879.73	4,003,216.08			7,959,894.81											7,959,894.81												
NON CASH DISBURSEMENTS																												
Tax Remittance Advice Issued (TRA)	-	-	-	-	-	-	-	-	-	-	-	-	-	-	-	-	-	-	-	-	-	-	-	-	-	-	-	
Non-Cash Availment Authority (NCAA)	-	-	-	-	-	-	-	-	-	-	-	-	-	-	-	-	-	-	-	-	-	-	-	-	-	-	-	
Disbursement effected through outright deductions from claims	-	-	-	-	-	-	-	-	-	-	-	-	-	-	-	-	-	-	-	-	-	-	-	-	-	-	-	
Others	-	-	-	-	-	-	-	-	-	-	-	-	-	-	-	-	-	-	-	-	-	-	-	-	-	-	-	
TOTAL NON-CASH DISBURSEMENTS																												
GRAND TOTAL	3,959,879.73	4,003,216.08			7,959,894.81											7,959,894.81												

SUMMARY	Previous Report			This month			As at Date			Previous Report			This month			As at Date					
	PS	MOOE	FinEx	CO	TOTAL	PS	MOOE	FinEx	CO	TOTAL	PS	MOOE	FinEx	CO	TOTAL	PS	MOOE	FinEx	CO	TOTAL	
Total Disbursement Authorities Received																					
NCA	37,046,663.28				37,046,663.28	6,760,149.68				6,760,149.68	44,706,812.96				44,706,812.96					44,706,812.96	
NTA																					
Working Fund																					
TRA																					
CDC																					
NCAA																					
Less: Notice of Transfer of Allocation (NTA) *Issued																					
Total Disbursement Authorities Available	37,046,663.28				37,046,663.28	6,760,149.68				6,760,149.68	44,706,812.96				44,706,812.96					44,706,812.96	
Less:																					
Lapsed NCA Disbursements*	-				-	-				-	-				-					-	
Less: Other Non-Cash Disbursements	36,351,039.71				36,351,039.71	7,959,894.81				7,959,894.81	44,310,934.52				44,310,934.52					44,310,934.52	
Others	-				-	-				-	-				-					-	
Add/less: Adjustments																					
Balance of Disbursement Authorities as at date	1,695,623.57				1,695,623.57	61,727.44				61,727.44	995,878.44				995,878.44					995,878.44	

Certified Correct:

SAMIYA S. AL-SAIFFE, CPA, RB
 Accountant
 Date: August 4, 2022

Approved By:

ENGR. MOHAMMIN T. ALI, MNSA
 Bangsamoro Director General
 Date: August 4, 2022